

MCOOZA

Materials & Finishes Catalogue

SS23

GENUINE LEATHER LINEA COLLECTION

GENUINE LEATHER

Full grain bovine of Europe origin

COLLECTION

Linea

COMPOSITION

100% Leather

AVERAGE SIZE

4,8 – 5,0 m²

THICKNESS

0,9 – 1,1 mm

FIRE TESTS

BS5852:1979

EN 1021-1-2

TESTS & CERTIFICATIONS

UNI EN ISO 11640

ISO 105 A03

ISO 11641 pH 8

UNI EN ISO 105 B02

ISO 11644

ISO 5402

ISO 4045

ISO 3377-1

PRICE CATEGORY

B

Color shades may slightly vary from batch to batch. We advise to always make a sample request from the color you may need.



602 Vaniglia



605 Crema




626 Grey



637 Caffelatte



666 Ghiaccio



672 Misty



673 Iris




684 New Celery




631 Green



632 Verdane



696 Prugna



698 Orchid

GENUINE LEATHER CLASSIC COLLECTION

GENUINE LEATHER

Full grain bovine of Europe origin

COLLECTION

Classic

COMPOSITION

100% Leather

TREATMENT

Fire Resistant

AVERAGE SIZE

4,8 – 5,0 m²

THICKNESS

0,9 – 1,1 mm

FIRE TESTS

BS5852:1979

EN 1021-1-2

TESTS & CERTIFICATIONS

UNI EN ISO 11640

ISO 105 A03

ISO 11641 pH 8

UNI EN ISO 105 B02

ISO 5402

ISO 4045

ISO 3377-1


PRICE CATEGORY

C

Color shades may slightly vary from batch to batch. We advise to always make a sample request from the color you may need.




804 Mogano




805 Chestnut



814 Sand



821 Fir



835 Cuoio




827 Torrone



817 Perla



812 Green



829 Peacock



825 Taupe



823 Chic



834 Panna

UPHOLSTERY

SIÉGE VELVET

SIÉGE VELVET

Upholstery

WIDTH

140 cm | 55.1"

COMPOSITION

OVERALL: 100%CO

PILE: 100%CO

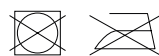
MARTINDALE

40.000

PRICE CATEGORY

A

Color shades may slightly vary from batch to batch. We advise to always make a sample request from the color you may need.




D.8120 0099



D.8120 0076




D.8120 0074




1206 Light Gray



1104 Greige



1205 Deep Gray



D.8120 0785




D.8120 0157




D.8120 7033



D.8120 6030



D.8120 0549



D.8120 0547

UPHOLSTERY

FRISSET BOUCLÉ

FRISSET BOUCLÉ

Upholstery

WIDTH

138 cm | 55.5"

WEIGHT

1316GR/ML

COMPOSITION

34%VI + 33%PC + 17%WO
+ 8%PL + 4%LI + 4%CO

MARTINDALE

> 50.000 (ISO 12947-2)

PILLING

4 (ISO 12945-2)

FIRE RESISTANCE

BS 5852 – Source 0 | EN1021-1:2014
EN1021-2:2014 | TB117

PRICE CATEGORY

B


OBSERVATIONS

Yarn Dyed. Jacquard. Possibility to have this fabric in CRIB5.

Color shades may slightly vary from batch to batch. We advise to always make a sample request from the color you may need.




01 Wild White



02 Greige




03 Taupe



04 Moss Green



05 Midnight Blue



06 Gray

UPHOLSTERY

WOOLURE FR

WOOLURE FR EASY CLEAN

Upholstery

WIDTH

138 cm | 55.5"

WEIGHT

756GR/ML

COMPOSITION

39%PAC + 39%PL
+ 14%CO + 8%WO

LIGHTFASTNESS

4 – 5 (EN ISO 105 B02)

MARTINDALE

25.000 (EN ISO 12947 1&2)

PILLING

4 (EN ISO 12945-2)

FIRE RESISTANCE

Pass - Cigarette BS 5820
(1979) – Source 0

PRICE CATEGORY

A

OBSERVATIONS

Yarn Dyed.

Color shades may slightly vary from batch to batch. We advise to always make a sample request from the color you may need.



01 Natural



02 Ecrú



03 Beige



04 Sand



05 Taupe




06 Espresso



07 Dark Brown



08 Mustard



09 Moss Green

SOLID WOOD & WOOD VENEER

SOLID WOOD & WOOD VENEER

Structures


FINISHES

Gloss


Natural

OBSERVATIONS


Veneer can be applied in MDF or CARB2.



Walnut Natural



Oak Natural



Walnut Gloss

MARBLES


MARBLES

Objects and tops

FINISHES

Polished marble or honed matt marble

Each marble piece may be subject to variations in color, shade, texture, pores and mineral intrusion. This should be considered an asset as it adds value to the final product, making it unique and exclusive.



Estremoz White Marble




Travertine Marble




Calacatta Oro Marble



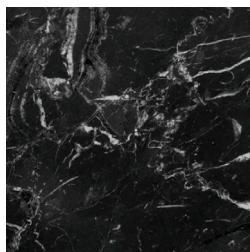
Black Travertine Marble



Belvedere Marble



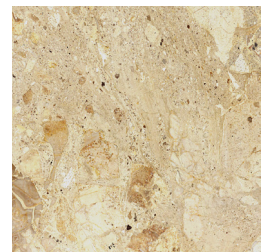
Green Guatemala Marble



Nero Marquina Marble



Calacatta Viola Marble



Kunis Brescia Marble

BRASS & STAINLESS STEEL

BRASS & STAINLESS STEEL

Structures & Details

BRUSHED TEXTURE

Obtained manually with Scotch-Brite.


Differences compared to the sample provided are not to be considered as a manufacturing defect, but as a feature of the manual processing, that may be susceptible to variances in color and homogeneity. The metal can show color variations from one batch to another.



Polished Stainless Steel Gold



Brushed Stainless Steel Gold



Aged Stainless Steel Gold



Polished Brass Nickel

RUG

NEW ZEALAND WOOL

NEW ZEALAND WOOL

Rug

TOTAL WEIGHT

4,5kg/sqm

GROSS YARN WEIGHT

3,5kg/sqm

PILE HEIGHT

10/16mm

PRIMARY BACKING

Recycled Polyester

SECONDARY BACKING

Polypropylene/Acrylic

78gr/sqm

LATEX

Synthetic latex

Color shades may slightly vary from batch to batch. We advise to always make a sample request from the color you may need.



FABRIC CATEGORIES

COM & COL

Fabric Categories

COM & COL Fabric

Category A (Standard)

Upholstery Siège Velvet
Upholstery Woolure Fr

Please reach out to us at
sales@moozadesign.com

Category B

Genuine Leather Linea Collection
Upholstery Friset Bouclé

Category C

Genuine Leather Classic Collection

CLEAN & CARE GUIDE

GENUINE LEATHER

During the daily use of leather furniture pieces, the following rules must be respected. Avoid prolonged exposure to sunlight. As with any other material, prolonged exposure to sunlight causes discoloration. Some leather types are more sensitive than others, for example, suede leather items - with a velvety appearance - and leather in blue, green, and red tones. Regular use of leather items is recommended. These are able to mold to the body, providing a unique comfort. The continued friction in a localized way can cause undesirable changes in the leather. Avoid contact with beauty products as these are likely to cause blemishes or other undesirable effects. To clean small surface stains use a soft, slightly damp cloth (if using any detergent, use one with neutral pH). Furniture upholstery must be hydrated with specific products indicated for this purpose. Consult the seller about the most suitable procedures and products. Leather items must be dried at room temperature, away from any artificial heat sources. Before applying any cleaning or maintenance product, test it on a non-visible part of the furniture piece. Consult the seller for advice on the precautions to be taken to keep the product in good condition.

UPHOLSTERY

Care for upholstery items by vacuuming or lightly brushing. Keep them away from direct sunlight. The nap of high pile textiles such as velvets may become

crushed or lose their original pile height. We recommend light steaming to lift the pile to its original height. Water-based or solvent cleaners may cause discoloration or staining. We recommend that stained upholstery items be cleaned by certified professionals.

SOLID WOOD

We recommend daily cleaning using a well-wrung cloth and clean water. Avoid products containing any kind of chemicals. Wood should not be exposed to excessive heat, direct sunlight, or humidity. Please note that due to its organic nature, wood varies from furniture to furniture in its veins and tonality and may become weathered, or the fibers may rise slightly. Over time, it will show signs of natural aging.

WOOD VENEER

Wood veneer furniture is made from thin sheets of natural wood. They are easy to clean, and very durable. Remove dust with a soft cloth weekly. When necessary, clean with a moist cloth and dry immediately with a soft cloth. Wood veneer should not be exposed to excessive heat, direct sunlight, or humidity. Avoid using products containing any kind of chemicals.

MARBLE

For marble surfaces, dust weekly with a soft cloth, and monthly with a dampened cloth with warm water. If necessary, add a small squeeze of a special anti-stain and anti-oil product. Do not use abrasive cloths or sponges which may scratch the

CLEAN & CARE GUIDE

surface. Never use acidic detergents or bleach. To avoid everyday damage, use coasters and placemats to protect from anything that may scratch the surface.

BRASS

For cleaning and maintenance only use a cotton cloth dampened with water or specific neutral products for brass. Do not use abrasive cloths, solvents, alcohol, or strong detergents. Dry the surface thoroughly in case of contact with water. To clean small surface stains use a soft, slightly damp cloth (if using any detergent, use one with neutral pH); Car and furniture upholstery must be hydrated with products specially indicated for this purpose. Check with the seller about the most suitable procedures and products. Leather items must be dried at room temperature, away from any heat sources. Before applying any cleaning or maintenance product, test it on a non-visible part of the product.

STAINLESS STEEL

Use a soft dry cloth to clean the details and feet in stainless steel, on MOOZA's pieces. Do not use chemical or abrasive cleaners and avoid using water. Please note that hard polishing will damage the surface. Dry the surface thoroughly in case of contact with water.

NICKEL

Use a microfiber cloth to wipe nickel structures with warm water. To clean stains and help restore shine to the finish

use a damp cloth in one part vinegar and three parts water. Dry it thoroughly with a dry microfiber cloth to avoid any stains and streaks.

WOOL

Wool rugs are for indoor use only. We recommend occasional professional cleaning. As wool is made from natural fibers, it can cause unpleasant odors, when in contact with water. Make sure to properly dry it. Do not dry-clean in any circumstance.

MIRROR GLASS

To clean mirror glass, use a soft clean cloth wrung with warm water. Do not use acidic, abrasive or alkaline cleaners on the mirror. For more thorough cleaning, use commercial glass cleaners without ammonia or vinegar.

GLASS

To avoid stains and damage to the glass surfaces, use cleaning solutions recommended specifically for glass cleaning and a soft microfiber towel. Do not use abrasive detergents or others which contain hydrofluoric or phosphoric acid. To clean the opal glass in MOOZA's lighting fixtures rub the glass with a slightly damp, lint-free cloth.

